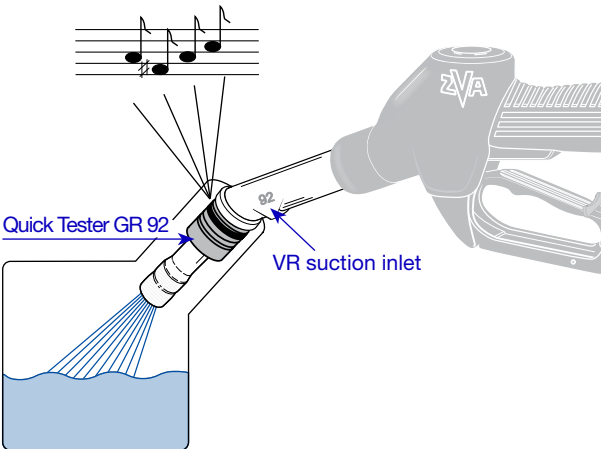


HOW TO USE THE QUICK TESTER GR 92

The Quick Tester GR 92 allows a fast 'YES/NO' functionality check of ZVA 200 GR and ZVA Slimline 2 GR vapour recovery nozzles. It fits all 21 mm OD unleaded spouts with VR suction inlet "92".

1. With the O-Ring facing the spout, slide the tester onto the spout, and tighten by pushing and turning it against the VR suction inlet.
2. Insert the spout fully into the tank so that the automatic shut-off can operate as usual.
3. Pull the lever fully and dispense a few litres. The Quick Tester will make an audible sound if the vapour suction is working. Please note, the Quick Tester will not measure if the volumetric return rate is correct.

Sound:
Vapour suction is working.

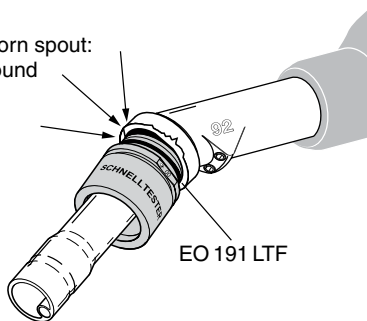


4. If there is no sound, the VR system may be defective. If in doubt, repeat the test with the spare Quick Tester to verify the result.

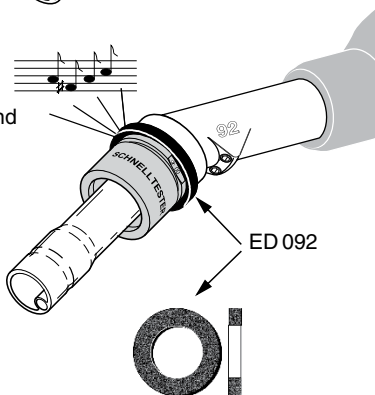
IMPORTANT HINTS:

Experience has shown that some spouts may be damaged or worn so that the Quick Tester does not fit tightly against the vapour inlet. If a replacement spout is not available please use the supplied soft seal ED 092 (see picture).

damaged or worn spout:
no seal - no sound



seal and sound



If the assembled O-Ring EO 191 LTF has to be replaced only use the original spare O-Ring which is included in the twin pack. EO 191 LTF is electrically conductive and ensures electrical continuity between the tester and the nozzle.

ELAFLEX 

ELAFLEX HIBY Tanktechnik GmbH & Co.
Schnackenburgallee 121 · D-22525 Hamburg
Tel. +49 40 540 00 50 · Fax +49 40 540 00 567